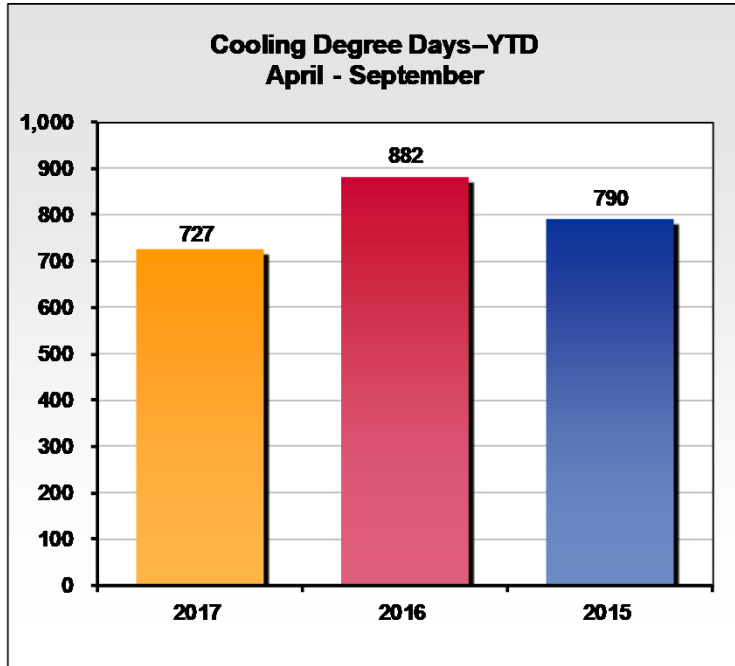


Weather Data September 2017

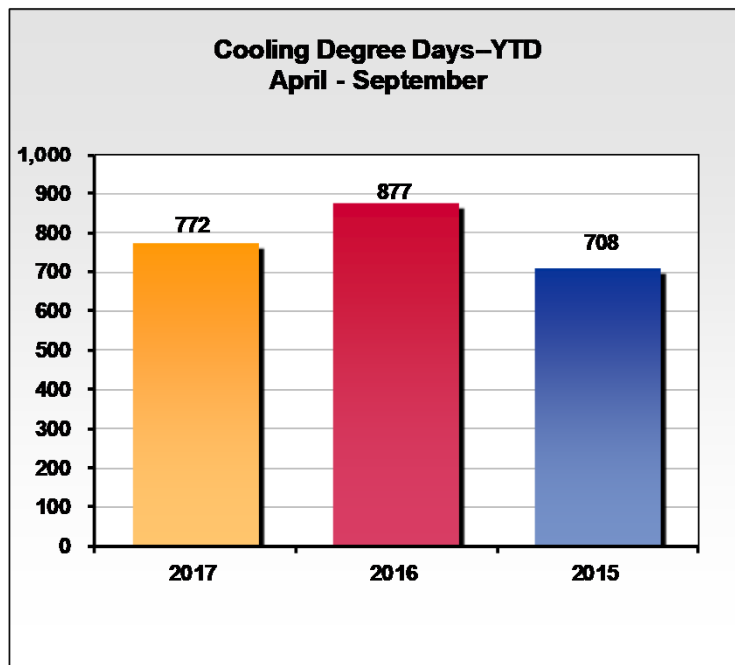
Huron



Weather Statistics for the Month	
Average Temperature:	64.1
Depart from Normal:	2.4
High Temperature:	94 on 13, 12
Low Temperature:	37 on 6
Average Wind Speed:	9.8
Precipitation:	5.97
Depart from Normal:	3.51

Monthly Cooling Degree Days			
	2017	2016	2015
April	0	1	2
May	21	30	18
June	154	228	150
July	349	294	282
August	96	253	204
September	107	76	134
Total	727	882	790

Sioux Falls

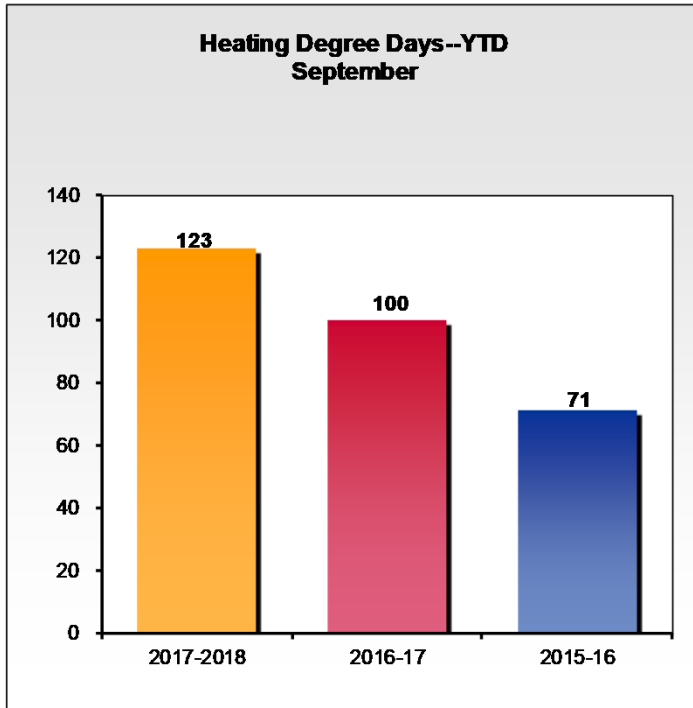


Weather Statistics for the Month	
Average Temperature:	65.1
Depart from Normal:	3.8
High Temperature:	91 on 22
Low Temperature:	41 on 27, 17
Average Wind Speed:	9.1
Precipitation:	1.62
Depart from Normal:	-1.15

Monthly Cooling Degree Days			
	2017	2016	2015
April	1	0	4
May	25	33	18
June	199	235	139
July	336	276	236
August	113	236	178
September	98	97	133
Total	772	877	708

Weather Data September 2017

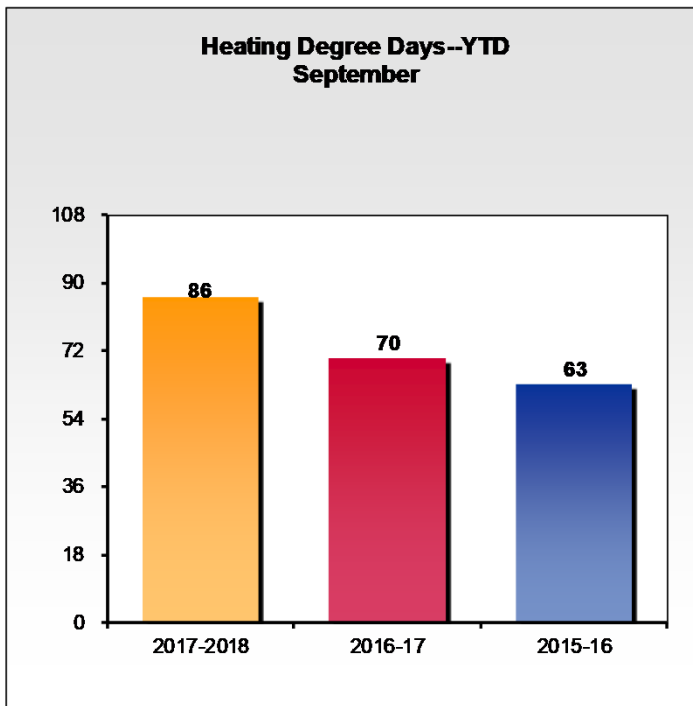
Huron



Weather Statistics for the Month	
Average Temperature:	64.1
Depart from Normal:	2.4
High Temperature:	94 on 13, 12
Low Temperature:	37 on 6
Average Wind Speed:	9.8
Precipitation:	5.97
Depart from Normal:	3.51

Monthly Heating Degree Days			
	2017-2018	2016-2017	2015-2016
September	123	100	71
October		392	403
November		699	776
December		1499	1258
January		1496	1490
February		946	1038
March		947	747
April		543	529
May		241	200
Total	123	6863	6512

Sioux Falls



Weather Statistics for the Month	
Average Temperature:	65.1
Depart from Normal:	3.8
High Temperature:	91 on 22
Low Temperature:	41 on 27, 17
Average Wind Speed:	9.1
Precipitation:	1.62
Depart from Normal:	-1.15

Monthly Heating Degree Days			
	2017-2018	2016-2017	2015-2016
September	86	70	63
October		383	376
November		674	795
December		1389	1194
January		1357	1468
February		925	1100
March		910	764
April		474	482
May		247	213
Total	86	6429	6455