

# Cooperative Connections



**Ready for the  
Classroom**

Page 8

**SD Truckers  
Keep on  
Truckin'**

Page 12



# Understanding Your Ownership in the Cooperative Capital Credits



**Ken Schlimgen**

General Manager

**In 2018, the total payments for capital credit retirements to Central Electric members was \$1.1 million.**

At Central Electric, members enjoy several benefits that are unique to the cooperative business model. One of those benefits is called capital credits, and every member receives an allocation of capital credits annually.

Central Electric provides at-cost electric service. The cooperative collects enough revenue to cover expenses and remain financially sound. Then, all revenues that exceed expenses are considered margins.

Each year, the margins are divided up amongst the entire membership in proportion to the amount of electricity used, and assigned to each member as capital credits. The more electricity you purchase and the longer you receive electric service from Central Electric, the more allocations you accumulate. These capital credits reflect each member's share of ownership in the cooperative.

Each member of Central Electric earns capital credit allocations from three sources. The first being Central Electric, followed by East River Electric and then Basin Electric.

Central Electric is a member of East River Electric which is a transmission cooperative that delivers electric power to Central Electric. Just like Central Electric, East River Electric allocates their margins back to their members.

Central Electric is also a member of Basin Electric Power Cooperative through our membership with East River Electric. Basin is a generation and transmission cooperative responsible for generating and delivering the majority of the electricity we need. They also allocate margins back to their membership.

In total, these allocations represent your equity share of Central Electric, East River Electric, and Basin Electric.

It is important to know that an allocation is not payable now and does not represent cash. In the interim, we use the allocated capital credits to improve and build out our electric system. Capital credits provide equity to satisfy the financial requirements of the mortgage covenants with our lenders. Additionally, it reduces the need to borrow additional money which helps keep electric rates and service costs down.

If the cooperative is in good financial position and the financial requirements for our loan documents are met, the Board will authorize a capital credit retirement. East River and Basin Electric capital credits are typically retired to our members when those cooperatives retire to Central Electric.

Each year Central Electric sets a budget for the capital credits to be retired. East River Electric and Basin Electric also retire capital credits if their financial condition allows. In 2018, the total payments for capital credit retirements to Central Electric members was \$1.1 million.

For more information about Capital Credits or the many other programs offered by Central Electric, go to our webpage [www.centralec.coop](http://www.centralec.coop).

Until Next Month, Be Safe.



A Touchstone Energy® Cooperative 

(USPS 018-963)

**Board of Directors**

- Duane Wolbrink - President
- Todd VanWalleghen - Vice President
- Bernetta Burghardt - Secretary
- Mark Reindl - Treasurer
- Mark Hofer - NRECA
- Roger Campbell
- Donita Loudner - SDREA
- Darwin "Butch" Morrison
- Jim Headley

**General Manager:** Ken Schlimgen

**Editor:** Courtney J. Deinert - courtneyd@centralec.coop

**Assistant Editor:** Patrick Soukup

CENTRAL ELECTRIC COOPERATIVE CONNECTIONS is the monthly publication for the members of Central Electric Cooperative, PO Box 850, Mitchell, SD 57301. Families subscribe to Cooperative Connections as part of their electric cooperative membership. Central Electric Cooperative Connections' purpose is to provide reliable, helpful information to electric cooperative members on matters pertaining to their cooperative and living better with electricity. Also available at [www.centralec.coop](http://www.centralec.coop).

This cooperative is an equal opportunity provider, employer and lender. If you wish to file a Civil Rights program complaint of discrimination, complete the USDA Program Discrimination Complaint Form, found on-line at [http://www.ascr.usda.gov/complaint\\_filing\\_cust.html](http://www.ascr.usda.gov/complaint_filing_cust.html), or at any USDA office, or call (866) 632-9992 to request the form. You may also write a letter containing all of the information requested in the form. Send your completed complaint form or letter by mail to U.S. Department of Agriculture, Director, Office of Adjudication, 1400 Independence Ave, S.W., Washington, D.C. 20250-9410, by fax (202 690-7442) or e-mail at [program\\_intake@usda.gov](mailto:program_intake@usda.gov).

Subscription information: Central Electric Cooperative members devote 50 cents from their monthly electric payments for a subscription. Non-member subscriptions are available for \$12 annually. Periodicals Postage Paid at Central Electric Cooperative, PO Box 850, Mitchell, SD 57301, and at additional mailing offices.

Postmaster: Please send address changes to Central Electric Cooperative, PO Box 850, Mitchell, SD 57301. Address all other correspondence to: Cooperative Connections, PO Box 850, Mitchell, SD 57301 Telephone: (605)996-7516; Fax: (605) 996-0869; e-mail: [cec@centralec.coop](mailto:cec@centralec.coop); website: [www.centralec.coop](http://www.centralec.coop).

**Office Information**

M-F 8:00 a.m. - 4:30 p.m.  
800-477-2892 or  
605-996-7516  
[www.centralec.coop](http://www.centralec.coop)



**Mission Statement**

Provide Reliable Energy & Services with a Commitment to Safety and Member Satisfaction

# Visit Us at Dakotafest

August 20-22, Schlaffman Farms, Mitchell, SD

Visit us at Booth #215 during Dakotafest! Take a break from the heat in our air-conditioned building and say "hello!"



## Employee Years of Service

**Jon Reichert**

September 1 - 9 years

**Ryan Mueller**

September 1 - 4 years

**John Vetch**

September 6 - 31 years

**David Henkel**

September 10 - 1 year

**Andrew Baier**

September 12 - 3 years

**Lincoln Feistner**

September 17 - 18 years

**Thank you for your service to the cooperative!**

## Office Closed on September 2

Our office will be closed on Monday, September 2 in observance of Labor Day.

In case of an outage, call 800-477-2892 or 605-996-7516.



## Back to School Safety

As many prepare for this upcoming school year, we want to share some electrical safety tips that are useful for students of all ages.

### Elementary School Students

- Never throw shoes onto power lines and definitely don't try to get them off of the lines.
- Writing utensils and other supplies like paper clips should never be placed in or near electrical outlets, even if you think the outlet isn't working.
- Make sure your hands and the area around you are dry before plugging something in. This is especially important in science labs where there are usually several sets of sinks, an eye wash, chemicals, etc.
- When unplugging things from an electrical outlet, always hold the plastic base to pull the plug out.

### Middle/High School Students

- If you've just received the privilege of driving to school with your newly obtained driver's license, pay close to attention on those morning and afternoon drives for utility crews at work. Should you be involved in an accident involving a power line or pole, assume live electricity is outside of the car and use extreme caution.
- Always steer clear of pad-mount transformers – the big green metal boxes. All electrical equipment on school property should be avoided due to the possible dangers of electrical shock.
- Always be cautious in science classes, specifically the ones with labs. Sinks, eye washes, chemicals – it's likely your hands or the area near you will be wet. Keep everything dry and use caution when plugging in equipment.

### College Students

- Get in the habit of unplugging what's not in use.
- Use only approved electrical products with the mark of a recognized certification agency.
- Choose a power strip with a heavy-gauge cord that is approved by a recognized certification agency.
- Replace frayed or damaged extension cords with new ones.
- Keep extension cords out from under carpet, rugs or furniture as this could damage the cord and also present a fire hazard.
- Keep flammable materials such as books, paper and clothing away from heaters, stoves and other heating sources.
- Never leave cooking appliances unattended.
- Plug portable heaters and air conditioners directly into the outlet. If an extension cord is needed, to prevent overheating and risk of fire, use only one that is rated for this purpose to ensure that the cord can handle the electrical current.
- Never remove the third prong from an electrical product. The third prong is the grounding device and is a critical safety feature.
- Keep gadgets and cords away from bedding and curtains. The heat from a laptop charger or mini-fridge can start an electrical fire if left in contact with flammable material for too long.
- Avoid overloading outlets or circuits as this can cause overheating that may lead to fire.

Source: [twielectric.com](http://twielectric.com)



## KIDS CORNER SAFETY POSTER

IF YOU DRIVE INTO AN  
ELECTRIC LINE, CALL 911  
FOR HELP!



**"If you drive into an electric line, call 911 for help!"**

**Sawyer Nelson, 12 years old**

Sawyer is the son of Wes and Chris Nelson, Wolsey, S.D. They are members of Dakota Energy Cooperative, Huron, SD.

Kids, send your drawing with an electrical safety tip to your local electric cooperative (address found on Page 3). If your poster is published, you'll receive a prize. All entries must include your name, age, mailing address and the names of your parents. Colored drawings are encouraged.





# Garden Goodness

## Roasted Vegetables

- |  |   |
|--|---|
| 1 tsp. garlic salt                         | 1 small red onion, cut into thin wedges |
| 1 tsp. Italian seasoning                   | 1 small zucchini, sliced                |
| 1/2 tsp. fennel seed                       | 1 cup asparagus pieces                  |
| 1 small green bell pepper, cut into chunks | 1 cup red potato chunks                 |
| 1 small yellow squash, sliced              | 2 T. oil                                |

Mix seasonings in small bowl. Toss vegetables and oil in large bowl. Add seasonings; toss to coat well. Spread vegetables in single layer on foil-lined 15x10x1-inch baking pan. Bake at 450°F. for 30 minutes, stirring occasionally. Makes 6 Servings.

*Nutritional Information Per Serving: Calories 93, Total Fat 5g, Sodium 342mg, Cholesterol 0mg, Carbohydrates 10g, Protein 2g, Fiber 2g*

**Pictured, Cooperative Connections**

## Apple Pie Filling

- |                                  |  |
|----------------------------------|--|
| 4-1/2 cups sugar                 | 1 tsp. salt                                    |
| 1 cup cornstarch                 | 3 T. lemon juice                               |
| 2 tsp. cinnamon                  | 2 to 3 drops yellow food coloring              |
| 1/4 tsp. ground nutmeg, optional | 5-1/2 to 6 lbs. tart apples, peeled and sliced |

In a large saucepan, blend sugar, cornstarch, cinnamon and nutmeg. Add salt and stir in 10 cups water. Cook and stir until thickened and bubbly. Add lemon juice and food coloring. Pack raw apples into hot jars, leaving 1-inch head space. Use spatula to help distribute syrup. Adjust lids. Process in boiling water bath – pints 15 minutes and quarts 20 minutes. Makes 6 to 8 quarts. Before serving, prepare pastry for a double crust 8- or 9-inch pie. Line pie plate with pastry, add 1 quart apple pie filling. Adjust top crust, cutting slits for escape of steam; seal edges. Bake at 400°F. for 50 minutes.

**Linda Goulet, Tea, SD**

## Microwave Tomato Dish

- |                             |                               |
|-----------------------------|-------------------------------|
| 2 large, firm ripe tomatoes | 1/2 cup seasoned stuffing mix |
| 1/2 lb. ground beef         | 2 beaten eggs                 |
| 4 T. chopped onion          | Dash of pepper                |
| 1/4 tsp. garlic salt        |                               |

Cut a slice off the stem end of tomato. Scoop out pulp; place into a small glass baking dish. Combine remaining ingredients to fill tomato shell. Place filled tomatoes in dish of pulp. Cover with waxed paper. Microwave 5 to 8 minutes. Let set covered 2 minutes.

**Elaine Rowett, Sturgis, SD**

## Kohlrabi Au Gratin

- |                                    |                                     |
|------------------------------------|-------------------------------------|
| 6 med. kohlrabi, peeled and sliced | 3/4 cup shredded American cheese    |
| 3 T. flour                         | 1/2 cup milk                        |
| 3 T. margarine, melted and divided | 2 T. sliced green onion             |
| 1 cup sour cream                   | 3/4 cup soft bread crumbs (1 slice) |

Cook kohlrabi, covered, in small amount of boiling salt water 25 minutes, drain. Blend flour into 2 T. melted margarine. Stir in sour cream, cheese, milk and onion. Cook and stir until cheese melts. Combine kohlrabi and sauce; turn into 1.5-quart casserole. Toss crumbs and remaining margarine; sprinkle over top. Bake, covered, at 350°F. for 15 minutes. Uncover and bake and additional 15 to 20 minutes. Serves 6 to 8.

**Shirley Thedorff, Centerville, SD**

## Zucchini Chips

- |  |                             |
|--|-----------------------------|
| 4 cups thinly sliced zucchini (about 2-3 medium) | 2 T. white balsamic vinegar |
|  | 2 tsp. coarse sea salt      |
| 2 T. extra virgin olive oil                      |                             |

Use a mandolin or slice zucchini as thin as possible. In a small bowl, whisk olive oil and vinegar together. Place zucchini in a large bowl and toss with oil and vinegar. Add zucchini in even layers to dehydrator then sprinkle with coarse sea salt. Depending on how thin you sliced the zucchini and on your dehydrator, the drying time will vary, anywhere from 8 to 14 hours. To make in the oven, line a cookie sheet with parchment paper. Layer zucchini evenly. Bake at 200°F. for 2 to 3 hours. Rotate half way during cooking time. Store in an airtight container.

**Becki Hauser, Tripp, SD**

Please send your favorite pasta, slow cooker and holiday recipes to your local electric cooperative (address found on Page 3).

Each recipe printed will be entered into a drawing for a prize in December 2019. All entries must include your name, mailing address, telephone number and cooperative name.



# Local Students Visit Washington, D.C. NRECA Youth Tour

Central Electric Cooperative sponsored six students on a trip to Washington, D.C., on June 13-20 – marking the 54th annual Electric Cooperative Youth Tour.

Nationwide, more than 1,800 youth attended this tour of our nation’s capital.

Attendees from Central Electric Cooperative included Chloe Munsen from White Lake, Grace DuVall from Pukwana, Ben Laufman from Mitchell, Grace Lentz from Fulton, Brendin LaBore from Wessington Springs, and Megan Linke from Woonsocket.

Students attending the all-expenses co-op paid trip toured historic and government landmarks. They also visited with South Dakota’s legislators, received leadership training and learned about their co-ops’ purpose and business model.

“To see the buildings where Thomas Jefferson, George Washington, and many more stood, it is hard to even have words to explain the feeling I had,” says Laufman. “Imagine how much different our country would be if George Washington would have wanted to be king, or if the Bill of Rights had not been written.”

**To see the buildings where Thomas Jefferson, George Washington, and many more stood, it is hard to even have words to explain the feelings I had.**

Laufman adds, “I missed a couple baseball games for this opportunity, and for people that know me, that is a hard thing to believe. Baseball is what my life revolves around, and after this trip, I would have missed 100 games for this opportunity again.”

Youth Tour participants are sponsored by Central Electric Cooperative as way to invest in our future communities and leaders. Central Electric has sponsored students on the trip since 1963, and many participants go on to use their experience to make a future impact.



Central Electric representatives in front of the Capitol



Visiting with Sen. Rounds



Megan Linke in front of the Washington Monument



SD Youth Tour delegation in front of the White House



# Welcome to New Employees

Heather Gales joined Central Electric in July as the Administrative Assistant.

Gales is originally from Chamberlain and currently lives in rural Plankinton with her husband Stuart, and two children, Izac and Levi. She says she enjoys working with people and looks forward to the member contact at Central Electric.



Heather Gales hired as Administrative Assistant

Heather Wieczorek, who previously worked as the Administrative Assistant since 2016, has been promoted to Customer Service Representative and will join the Billing Department.

Evan Davis joined Central Electric in July also as the Materials Coordinator. His hobbies include wood-working, sports, pheasant hunting and being a dad.

Davis' wife, Rachel, is a NICU nurse at Avera McKennan in Sioux Falls. They live in Salem with their two children, Stella and Greyson.



Evan Davis hired as Materials Coordinator

He is looking forward to starting his career at Central Electric and growing with the cooperative.

Andrew Baier, who has worked as Materials Coordinator since 2016, has been promoted to Materials and Plant Supervisor.

We are happy to welcome both Gales and Davis to the cooperative family!

## Local Discounts with your Co-op Connections® Card




Your cooperative membership earns you discounts at local participating businesses.

Simply show your Co-op Connections Discount Card and save.

- 1) **Dakota Sunset, Mitchell, SD;**  
\$.05 discount/gallon of fuel.
- 2) **Daylight Donuts & Bake Shoppe, Mitchell, SD;**  
Donut and regular coffee for \$1.00.
- 3) **Double D Body Shop, Woonsocket, SD;**  
\$5 off windshield chip repair.
- 4) **Gene's Photography, Mitchell, SD;**  
1/2 price session fees.
- 5) **Genevieve's Print\*Art\*Design, Wessington Springs, SD;**  
15% off labor for services.
- 6) **Hair Expressions Salon, Chamberlain, SD;**  
\$25 off 1st set of eyelash extensions; \$20 off spa facial with microdermabrasion.
- 7) **Ken's Service, Gann Valley, SD;**  
10% off tire repair services.

For a full list of ways to save, visit [www.centralec.coop](http://www.centralec.coop).

To request a card or become a participating business, visit [www.centralec.coop](http://www.centralec.coop) or call 800-477-2892 or 605-996-7516.





Patricia DeMers of Colome, S.D., takes part in activity demonstrating the mining and reclamation process.

# TEACHERS HIT ENERGY CLASSROOMS

## Annual Seminar Equips Educators with First-hand Experience

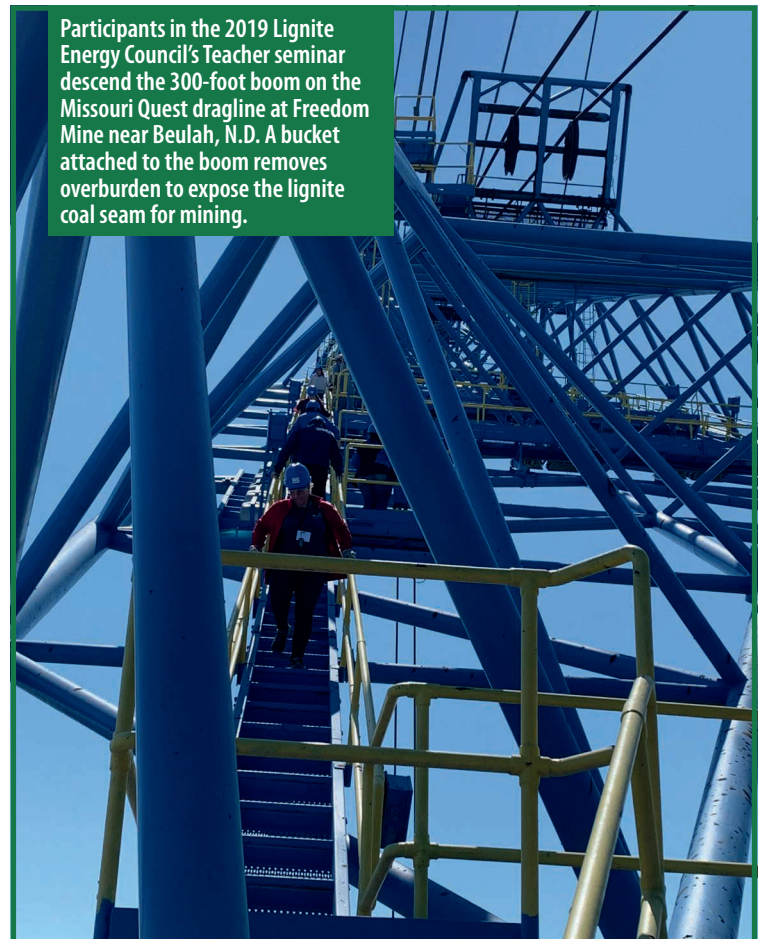
**Brenda Kleinjan**

editor@sdrea.coop

When Craig Shryock’s vocational agriculture students at Wessington Springs High School return to the classroom this fall, they will eventually cover a section on electricity and Shryock can provide some first-hand lessons to his students thanks to a summer course he took.

Several years ago, Shryock was one of dozens of teachers to attend the Lignite Energy Council’s Teacher Seminar held each June since 1986. Since the first seminar was offered, more than 3,300 teachers have attended, giving each an insight into not only coal’s role in energy production, but also into electricity in general.

At a meeting of fellow ag teachers this summer, Shryock spoke about the seminar and its value.



Participants in the 2019 Lignite Energy Council’s Teacher seminar descend the 300-foot boom on the Missouri Quest dragline at Freedom Mine near Beulah, N.D. A bucket attached to the boom removes overburden to expose the lignite coal seam for mining.



“Being able to hold up that vial of coal and let the students see it is important,” Shryock said.

Having that tangible piece of coal to serve as a learning tool helps students understand that electricity is more than just flipping on a switch in the morning.

The piece of coal was just one take away that seminar attendees like Shryock benefit from. At the conclusion of the seminar, teachers take home handouts, videos, coal samples, and activities that can be used in the classroom, as well as two professional graduate credits.

The goal of the seminar is to provide teachers with the information and educational materials they need to teach their students about how lignite is mined and used to produce electricity for homes, farms and businesses in the Upper Midwest. In addition, the seminar covers lignite’s economic impact on the region, as well as important environmental issues affecting the lignite industry.

Educators attending the seminar are eligible to earn two professional development graduate credits from three North Dakota universities: North Dakota State University (teaching and learning),



Students in Craig Shryock’s vocational agriculture courses at Wessington Springs High School benefit lessons he learned at the Lignite Energy Council’s Teacher Seminar.

University of North Dakota (education), Minot State University (science).

All teachers and faculty are encouraged to apply for the seminar with preference given to fourth grade through 12th grade teachers, those with science, math or social studies as a primary subject matter and career counselors.

The seminar is a no-cost seminar for K-12 teachers in North Dakota, South Dakota, Minnesota, Montana and Iowa, but they may incur travel expenses. Sponsorships may be available for transportation reimbursement to and from the seminar for eligible teachers in Montana, South Dakota, Minnesota and Iowa. Those sponsorships will be arranged by the

utilities and cooperatives serving those states. Housing and most meals during the seminar are paid for as are graduate credit hours.

Handouts and classroom activities made available to the teachers go beyond lignite coal and lignite mining and reclamation. Teachers also dive into light bulb efficiencies and types, electricity transmission systems, energy use, carbon capture and storage, workforce issues, geology and environmental compliance.

For more information on the seminar, visit <https://lignite.com/events/teachers-seminar/> or contact the Lignite Energy Council at 701-258-7117.



Teachers get an up-close view of equipment used in the mining process at Coteau Properties’ Freedom Mine at Beulah, N.D.



# To North Dakota and Back Again Power Supply Tour

In July, numerous Central Electric members ventured to North Dakota for our annual Power Supply Bus Tour.

The group toured the Oahe Dame, Dakota Gasification Company (DGC), Antelope Valley Station (AVS), and the Coteau Freedom Coal Mine.

**In addition to coal and natural gas, nearly 40% of our power comes from renewable resources.**

DGC uses coal to produce synthetic natural gas, liquid nitrogen, urea and other commonly used commodities.

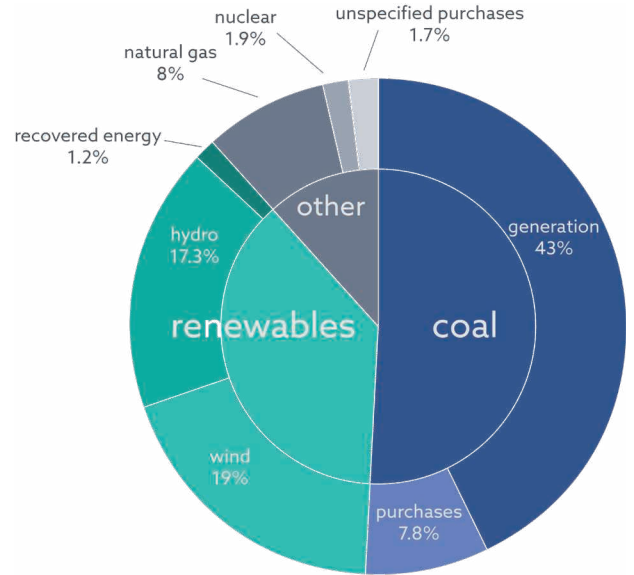
AVS, the newest of the coal-based power plants, can produce 900 mW of power per hour (or 9 million watts at 100%

capacity). Antelope Valley is a “zero-discharge” facility, which means water can only leave through evaporation.

These two facilities receive their coal from the Freedom Mine, the largest lignite coal mine in the U.S. Next to the mine are acres of reclaimed land, formerly mined for coal, that have been reconstructed, seeded, and are now home to wildlife.

In addition to coal and natural gas, nearly 40% of our power comes from renewable resources. We are unique in South Dakota for our access to hydroelectric energy from the Missouri River. We also receive approximately one-fifth

2018 East River Sales to All Members by Fuel Type



of our supply from wind energy. The Crow Lake Wind project east of Chamberlain is the largest co-op owned wind project in the U.S.

The key to providing you with the most reliable and cost-effective power is a diversified portfolio. If you want to see your power in action, mark your calendars for next year’s tour in July 2020!



The Basin Bus Tour made their last stop at Cathedral on the Prairie in Hoven, SD to finish off the trip.





The South Dakota students visited Antelope Valley Station, a coal-based power plant near Beulah, ND

## Local Students Attend Power Supply Tour & Leadership Conference

# SD Youth Excursion

Nearly 50 teens from across South Dakota got to see what it takes to generate the electricity they depend on every day during the 2019 Youth Excursion to Bismarck, North Dakota.

“This is the power behind charging up their cell phone or their hot shower,” South Dakota Rural Electric Association Director of Communications and Member Relations Brenda Kleinjan said. “They get to see what is on the other end.”

High school students from eight South Dakota electric cooperatives, including two students from Central Electric Cooperative, boarded a bus in July for the four-day tour. Attendees from Central Electric included Colin Pennings from Stickney and Katelyn Nicholson from Mitchell.

Time spent at the National Energy Center of Excellence on the Bismarck State College campus included hands-on science and energy-based activities, including information about energy-related careers.

Students also visited Basin Electric Power Cooperative’s headquarters to see how their energy production is managed and BisMan Food Cooperative to see how the

cooperative business model works in a community grocery store setting.

**The goal of Youth Excursion is to bring our future co-op members, board members, and future employees together to explore their energy sources.**

The third day of the excursion was spent in Beulah, N.D., where they toured a coal mine, visited the Antelope Valley Station coal-based power plant, learned about how the electricity produced in North Dakota enters the electric grid to be used in their homes and toured the Dakota Gasification Plant. Each stop showed how electricity is produced – beginning to end.

“The goal of Youth Excursion is to bring our future co-op members, board members, and future employees together

to explore their energy sources,” Kleinjan said.

Students relaxed between the tours and learning with bean bag toss, trips to a water park and amusement park and a riverboat cruise.



Viewing a solar project at the Bismarck State College National Energy Center of Excellence



Pennings and Nicholson pictured on Bismarck State’s campus



# Trucking Along

## Future Driver Shortage May Tap the Brakes

**Brenda Kleinjan**

editor@sdrea.coop

**Our industry could be short just over 100,000 drivers in five years and 160,000 drivers in 2028.**

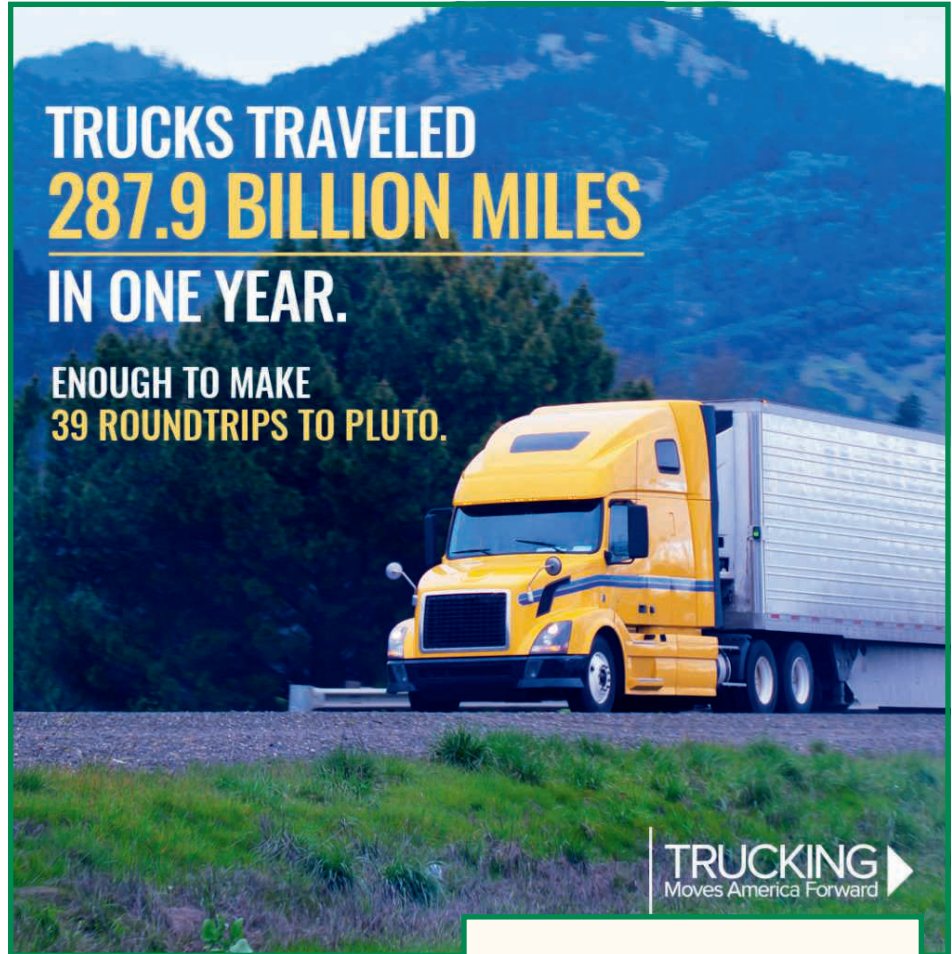
Travel down any major highway in the region and chances are you'll encounter dozens of semi trucks.

Some are hauling agriculture equipment or products, others may be hauling specialized loads such as wind turbine components. Yet others contain items destined for your local grocery store's shelves. Even your electric cooperative relies on timely deliveries of poles and materials hauled in by trucks.

There's no doubt about it, we're all connected by this nationwide trucking industry network.

This summer, the American Trucking Associations released its latest examination of the driver shortage, finding the industry needed 60,800 more drivers at the end of 2018 to meet the country's demands for freight services.

"Over the past 15 years, we've watched the shortage rise and fall with economic trends, but it ballooned last year to the highest level we've seen to date," said ATA Chief Economist Bob Costello. "The combination of a surging freight economy and carriers' need for qualified drivers could severely disrupt the supply chain.



The increase in the driver shortage should be a warning to carriers, shippers and policymakers because if conditions don't change substantively, our industry could be short just over 100,000 drivers in five years and 160,000 drivers in 2028."

The report details the factors that contribute to the shortage, including an aging driver population, increases in freight volumes and competition from other blue-collar careers. It also outlines potential market and policy solutions. While the report covers the entire trucking industry, the bulk of the shortage is in the over-the-road for-hire truckload market.

"The trucking industry needs to find ways to attract more and younger drivers," Costello said. "Right now, the average age of an over-the-road driver is

**Sept. 8-14 is National Truck Driving Appreciation Week**

**National Truck Driver Appreciation Week is a week recognizing the 3.5 million professional truck drivers that are an important part of our economy. Every day these dedicated professional men and women transport goods and services safely, protected and on time, while keeping highways safe.**





A semi travels along U.S. Highway 281 north of Plankinton, S.D.

46 years old, and almost as alarming is that the average age of a new driver being trained is 35 years old.

“Whether by removing barriers for younger drivers to begin careers as drivers, attracting more demographic diversity into the industry, or easing the transition for veterans, we need to do more to recruit and retain drivers,” he said. “That includes increasing pay, which happened at a brisk pace last year, to keep pace with demand, addressing lifestyle factors like getting drivers more time at home, and improving conditions on the job like reducing wait times at shipper facilities.”

In order to meet the nation’s freight demand, the report says the trucking industry will need to hire 1.1 million new drivers over the next decade – an average of 110,000 per year to replace retiring drivers and keep up with growth in the economy.

Myron Rau, president of the South Dakota Trucking Association in Sioux Falls, recently commented on the shortage in the *SDTA Trucking News*.

“It is probably not new news to anyone but it is reported that the U.S. trucker shortage is expected to double over the next decade. The driver deficit swelled by more than 10,000 to 60,800 in 2018 from a year earlier. The American Trucking Associations (ATA) estimates that 160,000 driver positions will go unfilled a decade from now. A possible solution has been proposed to regulators by the ATA. That solution is to lower the age for commercial drivers who can cross state lines by three years to 18. This proposal included increased training and supervision. Over 40 states now allow 18 year old drivers to get a commercial driver license to operate within the borders of their license issuing state. I believe there is a chance, if all parties come to the table, to implement this proposal that will bring some relief to predicted driver shortages,” Rau wrote.

The SDTA holds its annual convention Sept. 4-6 in Sioux Falls, S.D.

## Facts About Trucking

- Professional truck drivers drove over 287.9 billion miles in 2016, more than double 25 years ago. Those miles accounted for 14.2 percent of all motor vehicle miles and 29.8 percent of all truck miles.
- The trucking industry paid \$41.8 billion in federal and state highway taxes in 2016, and represented 13.3 percent of vehicles on the road. The trucking industry paid \$17.6 billion in federal highway-user taxes and \$24.2 billion in state highway-user taxes in 2016.
- The trucking industry consumed 54.9 billion gallons of diesel fuel and gasoline in 2016. Based on consumption and price, ATA reported that motor carriers spent \$142.9 billion in 2015.
- The federal fuel tax for diesel in 2018 is 24.4 cents per gallon; the average state tax for diesel fuel was 25.2 cents per gallon.
- There are 3.68 million class 8 trucks on the road in the United States and 11.7 million commercial trailers were registered in 2016.
- There are 7.7 million truck drivers in the United States. Total industry employment is 3.5 million or one out of every 16 people working in the United States.
- There are 777,240 for-hire carriers and 700,591 private carriers in the United States; 97.3 percent of them have fewer than 20 trucks and 91 percent are operating six trucks or less.
- In 2016, the trucking industry hauled 10.77 billion tons of freight, or 70.1 percent of total U.S. freight tonnage. Rail was the next busiest mode, moving 13.8 percent of the nation’s freight tonnage.
- In 2017, the trucking industry was a \$700.18 billion industry, representing 79.3 percent of the nation’s freight bill.
- More than 80 percent of U.S. communities depend solely on trucking for delivery of their goods and commodities.

Source: *Professional Truck Drivers and The Trucking Industry*, October 2018

## Energy Efficiency that Increases Your Home's Value

# Increasing Your "Green"



**Patrick Soukup**

Manager of Member Services/Marketing

**In 2017, homeowners recouped more than what they paid (107.7%) for fiberglass installation in the attic.**

When looking at resale values, there are certain improvements that bring a decent return on homeowners' investments: new siding, bathroom remodels and wooden decks (76.7, 70, and 82.8% return respectively). But there are certain energy-efficiency projects that add value as well (one can even make you money!).

Across the nation, energy-efficient-designated homes have a 2 to 6% sales premium, according to the U.S. Department of Energy (USDOE).

To break down the numbers, certified energy-saving "green" homes brought in an additional \$3,416 to \$8,882 over non-green homes according to the Department of Energy, or \$2.99 to \$13.82 per square foot for every dollar saved on annual electricity bills from efficiency investments. Studies compiled and released by the USDOE show they sell faster as well, by 18 to 89 days.

Before you scramble to turn your home totally "green," and we're not talking paint or siding colors here, consider where you live — the price they can bring depends greatly on location and, of course, housing market conditions. (A certified home in California can have a 12% premium while other states bring less than half of that number.)

Even if you're not planning on selling your home in the near future or you have no idea where your home fits on the green spectrum, there are several energy-friendly improvements that can help keep you comfortable and save money on your energy bills to boot. If you are considering making energy improvements in your home, here are some projects to consider:

**Attic insulation:** In 2017, homeowners recouped more than what they paid (107.7%) for fiberglass installation in the attic, according to the home improvement website hw.net's cost-versus-value national data. Not many home projects return more than what you pay, so this is a great place to start. Homeowners should always insulate from the top of the home down since most air escapes out the top.

**Front door:** If you replace your older, inefficient entry door with an energy-efficient steel version, you'll get back 90.7% according to the cost-versus-value data. A fiberglass door got a 77.7% return in 2017. While that may not sound great, compare it to a mid-range bathroom remodel, which brought a 64.8% return.

**New windows:** In 2017, upscale wood and vinyl window replacement brought about the same return: 73 and 73.9%, respectively.

There are plenty of other energy- and home-buyer-friendly projects to consider, even if return-on-investment statistics are not readily available:

**Install energy-efficient appliances in your kitchen.** Most buyers appreciate new appliances that run on less energy and impact their energy bill's bottom line.

**Repair old weather stripping** around doors and windows to prevent air leaks.

**Have an energy audit done** on your home to see what other improvements you can make to prevent air loss.

Depending on their age, **consider updating your HVAC components and water heater** to more energy-efficient versions. If you are doing this strictly for the sale, consult your real estate agent first.

Consider new and more **energy-efficient roofing** if your roof is older. Again, if you are selling your home in the near future, consult your home-selling expert for advice.







# Comfort in Any Room

The Right Solution for your Sunroom, Garage, Mother-in-Law Suite, and more!



## Fujitsu Ductless Mini-Splits

- Year-Round Comfort
- Energy Efficient
- Super Quiet Operation
- Stylish & Compact to Fit Any Space
- Timers & Remote Control



## For All Your Heating & Cooling Needs



Lincoln Feistner



Donn Koster



Wade Brozik



Aaron Punt

Ductless Heating & Cooling Systems - Geothermal Heat Pumps  
 Small Commercial Systems - Duct Work Design & Installation  
 Indoor Air Quality Solutions - Annual Maintenance

Free Estimates  
 24 Hour Service  
 Financing Available  
 Workmanship  
 Guaranteed



605-996-7516  
 1-800-477-2892  
[www.centralec.coop](http://www.centralec.coop)  
 25487 403rd Ave  
 Mitchell SD 57301

---

**Thursday, June-September**

Mitchell Farmer's Market, Featuring fresh produce, meats, eggs, baked goods, handcrafted items and more, 4:30 to 7 p.m., Corn Palace Plaza, Main Street, Mitchell, SD

---

**August 21-25**

Corn Palace Festival, Mitchell, SD, 605-995-8430

---

**August 22-25**

Prairie Village Annual Steam Threshing Jamboree, Madison, SD, 605-256-3644

---

**August 22-25**

Kool Deadwood Nites, Deadwood, SD, 605-578-1876

---

**August 22-25**

Hugh Glass Rendezvous, Lemmon, SD, 605-393-5832

---

**August 24-25**

Great Dakota Wine Festival, Vermillion, SD, 605-624-4500

---

**August 26-September 1**

Mustang Rally, Sturgis, SD, 605-490-1663

---

**August 29**

South Dakota State Fair Value Added Ag Day, 10 a.m. to 4 p.m. CDT, Huron, SD

---

**August 29-September 2**

South Dakota State Fair, Huron, SD, 605-353-7340

---

**August 30-September 2**

Cheyenne River Sioux Tribe Powwow, Fair and Rodeo, Eagle Butte, SD, 605-964-2447

---

**August 30-September 1**

Studebaker Car Show, Custer, SD, 605-673-2244

---

**September 1**

Mount Rushmore Rodeo at Palmer Gulch, Hill City, SD, 605-574-2525

---

**August 24-25: Fourth Annual Fall River Balloon Fest, 6 a.m., Airport, Hot Springs, SD, 605-745-4140**



Photo courtesy: traveltouthdakota.com

---

**September 6-7**

Supermoto, Sturgis, SD, 605-720-0800

---

**September 6-7**

Ribs, Rods & Rock n' Roll, Vermillion, SD, 605-624-2021

---

**September 7**

Sidewalk Arts Festival, Sioux Falls, SD

---

**September 7**

Insect Festival at McCrory Gardens, Brookings, SD, 605-688-6707

---

**September 7**

Germanfest, 1 to 10 p.m., Fawick Park, Sioux Falls, SD

---

**September 7**

Foothills Bud Light Bull Bash, Wessington Springs, SD, 605-770-4370

---

**September 7**

Geothermal Greenhouse & High Tunnel Tours, Mission, SD, 605-430-4699, SDSPAmembers@gmail.com

---

---

**September 7-8**

Quilt Show, Hill City, SD, 605-574-2810

---

**September 9**

Annual Antique Car and Tractor Parade, 10 a.m. to noon is registration with parade at 1 p.m., Lunch and refreshments will be available, 3 trophies for cars and 3 trophies for tractors, Farmer, SD, Contact Vonnie Krumm at 605-239-4498 or 605-215-8383

---

**September 13**

Organic Grains & Pumpkin Patch Agritourism Tours, Milbank, SD, 605-430-4699, SDSPAmembers@gmail.com

---

**September 13-14**

Deadwood Jam, Deadwood, SD, 605-578-1876

---

**September 13-15**

Dakota Western Heritage Festival, Fort Pierre, SD, 605-222-0079

---

---

**September 14-15**

Twin Rivers Old Iron Harvest Festival, Delmont, SD, 605-505-0535

---

**September 19-21**

St. Joseph's Indian School Powwow, Chamberlain, SD, 605-234-3452

---

**November 10**

Trinity Lutheran Church 25th Annual Lutefisk, Lefse and Meatball Supper, 4 to 7 p.m., Chamberlain, SD, 605-730-0553

---

**To have your event listed on this page, send complete information, including date, event, place and contact to your local electric cooperative. Include your name, address and daytime telephone number. Information must be submitted at least eight weeks prior to your event. Please call ahead to confirm date, time and location of event.**